

**Flagship Programmes and  
Development Schemes of Telangana  
State  
(Village Visit Group) - VV**

**WELCOME**

A JOURNEY OF THOUSAND MILES BEGINS WITH A SINGLE STEP  
LAO TZU

# Telangana State



# Telangana – Brief Profile

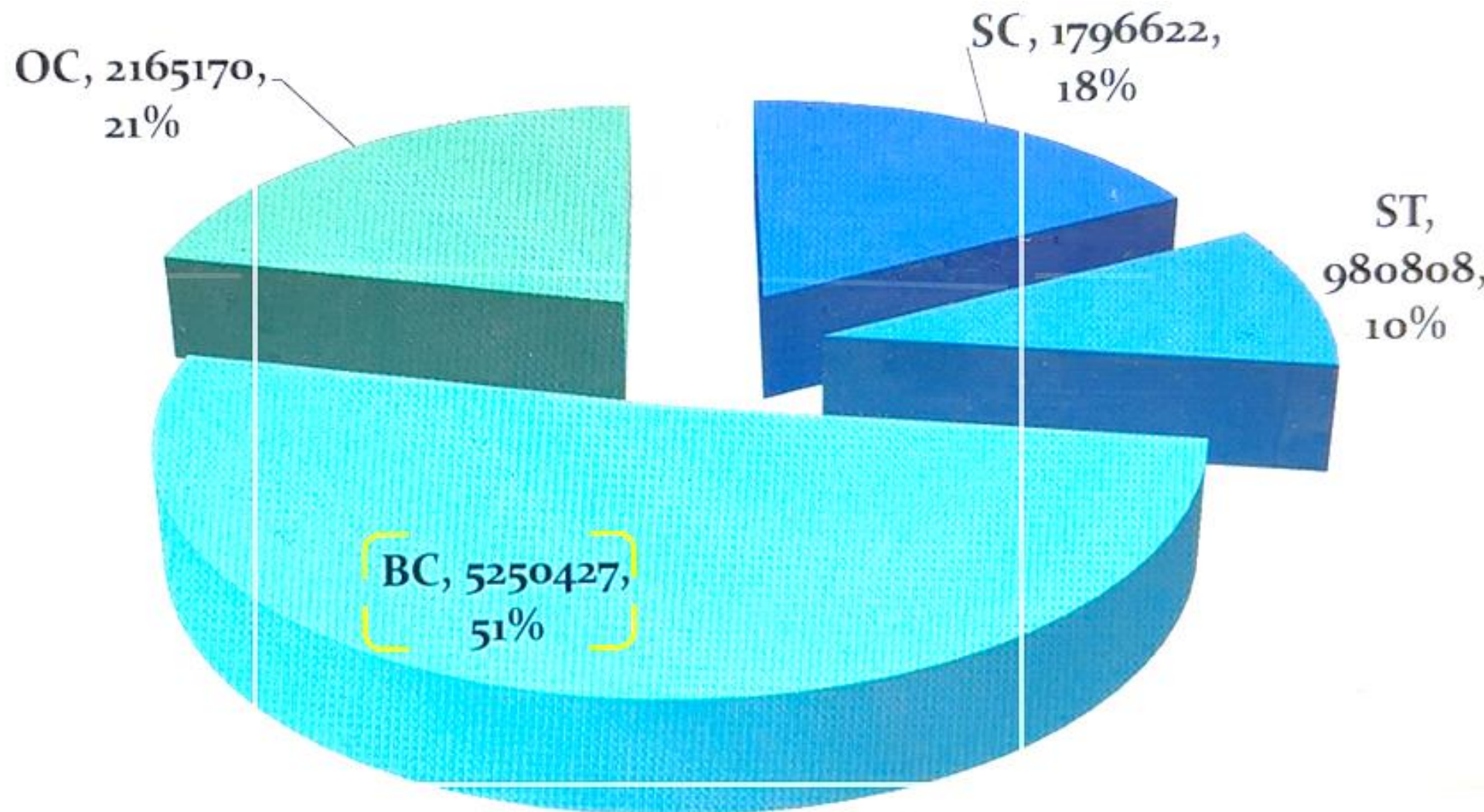
- 29<sup>th</sup> state in India, formed on 2<sup>nd</sup> June 2014
- Area 1,12,077 sq. kms
- Districts - 33
- Revenue divisions - 74
- Municipal Corporations - 13
- Municipalities - 129
- Revenue Mandals - 612
- Grama Panchayaths **12,769**
- Total Population - 3.5 Cr. (as per 2011 census)
  - Rural population 61.12%
  - Urban population 38.88%, present it will be around 50-50
- Literacy rate - 66.54% (as per census 2011)
- Literacy rate - NFHS 5 survey (2019-20)
  - Total - 73.4%, Male – 82%, Female - 64.8%

# Village Visit Program

- Important component of the foundation course
- Exposes to realities and complexities of real life
- The poverty, inequalities of opportunities, lack of access to various facilities and social discriminations are facts of rural life
- To expose how various programs/schemes being implemented by Central and State governments are reaching the needy, what are the constraints etc.?

# Objectives of Village Study

- Sensitizing the officer trainee towards rural life.
- Assess the socio economic, political dynamics that exist in the village
- Recognizing the importance of the need to learn from the villagers in evolving the people-based solutions to local problems
- Evaluate the working of various village level institutions, their effectiveness
- Understand and analyze the problems being faced by marginalized sections o the society



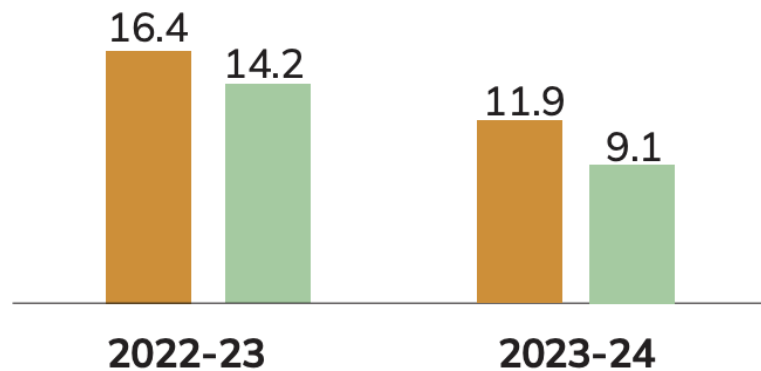
# TELANGANA – Land Use Pattern

Si. No.	Pattern of Land Utilization	Area (in Lakh hectares)	% Share in Total Geographical area
1	Forest	26.96	24.05
2	Barren and Uncultivable Land	6.79	6.05
3	Land put to Non-Agricultural Uses	8.34	7.45
4	Culturable Waste	4.37	3.89
5	Current Fallow Lands	6.66	5.95
6	Net Area Sown (Including Fish Culture)	58.96	52.61
	<b>Total</b>	<b>112.08</b>	<b>100.00</b>


# General Economy of Telangana State

**Fig. 1.2. Growth Rate of Gross Domestic Product at Current Prices for Telangana and All-India (2022-23 to 2023-24)**

GDP growth (%)    ■ Telangana    ■ All-India



Telangana's GSDP at current prices  
(in Rs. lakh crore)



India's GDP at current prices (in Rs. lakh crore)



Source: Ministry of Statistics and Programme Implementation (MoSPI), Government of India



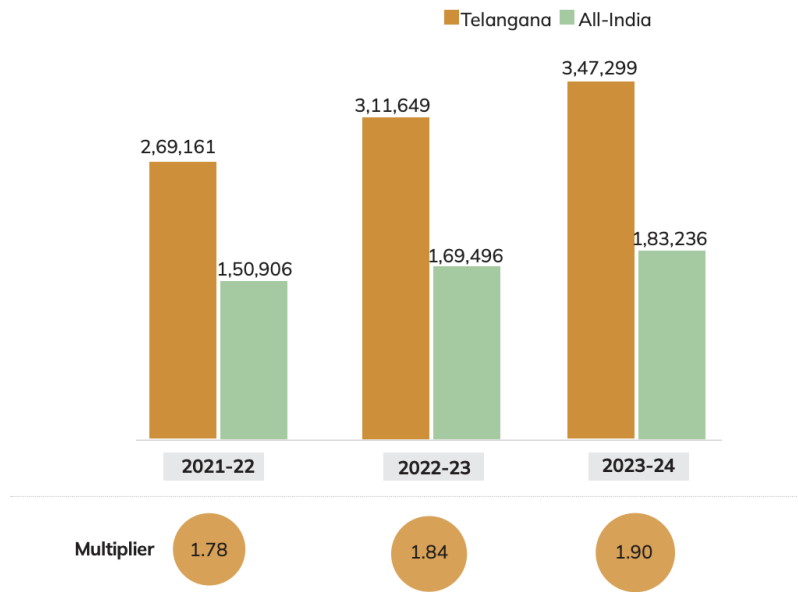
# GSDP

## 2023-24 GSVA –

- Service sector - 65.7%
- Industrial sector including Mining and quarrying- 18.5%
- Agriculture and Allied sectors-15.8%
- National GDP - 293.9 lakh crore at current prices
- Total State GSDP estimated as Rs.14.64 lakh crores at current prices
- Per capita income of Telangana Rs.347299
- National per capita income Rs.1.64 lakhs
- Total State GSDP estimated as Rs.14.64 lakh crores at current prices

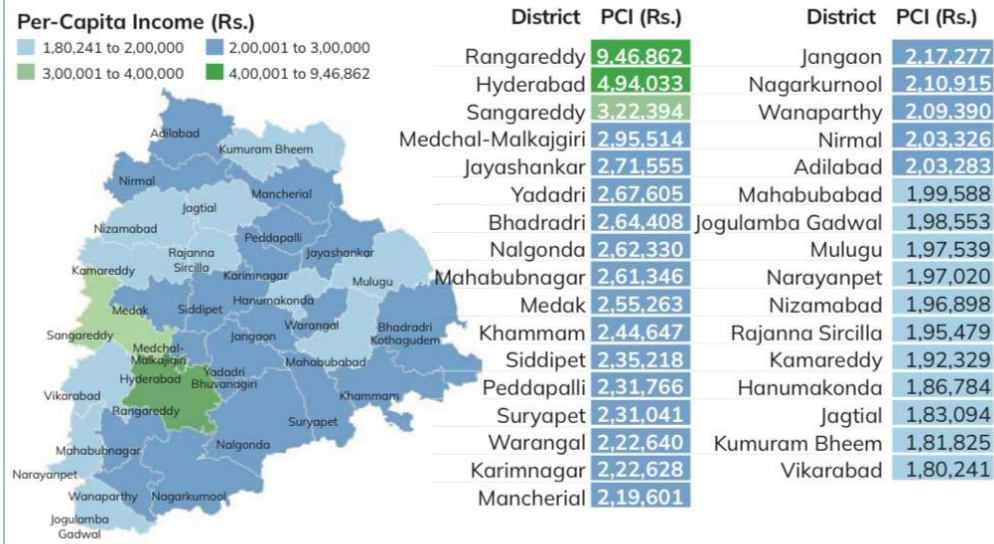
# Per-Capita Income (PCI) at Current Prices for Telangana

**Fig. 1.7. Per-Capita Income at Current Prices for Telangana and All- India (2021-22 to 2023-24) (in Rupees)**



Source: Ministry of Statistics and Programme Implementation, Government of India

**Fig. 1.13. Per-Capita Income (PCI) at Current Prices for Telangana's Districts (2022-23 FRE)**



Source: Directorate of Economics and Statistics, Government of Telangana

# Key Health Indicators

S. No.	Indicator	Definition	Telangana	India	Source
1	Maternal Mortality Rate	No. of Maternal deaths per 100000 live births	43	97	SRS 2018
2	Infant Mortality Rate	No. of infant deaths per 1000 live births	21	28	SRS 2020
3	Under 5 Mortality Rate	No. of under 5 deaths per 1000 live births	23	32	NFHS-5
4	Neonatal Mortality Rate	No. of Neonatal deaths per 1000 live births	15	20	SRS 2020
5	Total Fertility Rate	No of Children per woman in the childbearing age group	1.5	2	SRS 2020
6	Institutional Deliveries	Percentage	97	88.6	NFHS 5
7	Crude Birth Rate	No of live births during a year per 1000 people	16.4	19.4	SRS 2020
8	Crude death Rate	No of deaths during a year per 1,000 people	6	6	SRS 2020

Source: Socio Economic Outlook 2024

# Telangana govt. Flagship Programs-

## ABHAYA HASTAM

- **6 Guarantees :**

- Transformative schemes
- Allocation of Budget Rs. 53916 cr. in 2024-25 budget

### 1. Maha Lakshmi :

- Free bus travel**, launched on Dec 9<sup>th</sup> 2023, as on Sept 11, over 83 crore women have availed free bus ride scheme, occupancy rate of TSRTC gone up to 88% from 69%
- Rs. 500/Gas cylinder scheme** – 40 Lakh citizens get the benefit under the scheme, launched on 27<sup>th</sup> Feb 2024
- Rs 2500/ **monthly assistance** for women- Not yet launched

### 2. **Gruha Jyothi** – Free electricity units up to 200 units.

Launched on 16<sup>th</sup> Feb 2024.

# Telangana govt. Flagship Programs-

## ABHAYA HASTAM

3. **Rhytu Bhandhu** (Renamed as Rhythu bharosa - Cabinet sub committee formed to finalize modalities)

4. **Indiramma Housing** - Rs 5 lakh subsidy to every household. 22.5 lakh house holds in next five years, not yet launched

5. **Yuva Vikasam Scheme** -

a. **Vidya Bharosa Card**- 5 lakh to every student to pursue higher education, not yet launched

b. **Telangana international schools** – **22** schools foundation laid on 10<sup>th</sup> Oct. 2022

6. **Cheyutha** -

a. Rs. 4000/pension scheme, not yet launched

b. **Rajiv Arogya Sree** – Rs. 10 Lakh Arogya Sree insurance launched

# CROP LOAN WAIVER SCHEME-2024

- G.O Rt. no 567 dt. 15/07/2024
- Waiver of all kinds of crop loans up to Rs. 2 lakhs, both principle and interest
- Loans availed during 12<sup>th</sup> Dec 2018 to 9<sup>th</sup> Dec 2023
- Food security card is a must
- A grievance committee to look in to claims of non receiving of waiver.

# Kalyana Lakshimi/Shadi Mubharak

- A marriage assistance program
- Rs. 1,00,116/ financial assistance to unmarried girls above 18 years of age
- Spent amount in 2023-24 financial year
  - Rs 236.67 Crores for 23,636 beneficiaries from SCs
  - Rs 177.38 Crores for 17,715 beneficiaries from STs
  - Rs 831.64 Crores for 83,067 beneficiaries from BCs/EBCs
  - Rs 419.13 crores for 41,858 beneficiaries from Minorities

# **Flagship Programme – RESIDENTIAL EDUCATION**

## **Residential Educational Institutions across Telangana**

- |                        |                  |
|------------------------|------------------|
| 1. TGSWREIS - 268      | Students- 152345 |
| 2. TGTWREIS - 165      | Students – 77470 |
| 3. MJPBCWREIS - 327    | Students- 148189 |
| 4. TGMREIS - 204       | Students -130650 |
| 5. K.G.B.V. - 479      | Girls - 124153   |
| 6. Model Schools - 194 |                  |



# Women Empowerment – SHG

SHGs scenario in Telangana state

	<b>SERP</b>	<b>MEPMA</b>
SHG members	43.68 Lakh	20 Lakhs
SHG groups	4.37 Lakh	1.74 lakh
Vos	18000	6382 S.L.F
MS	553	189 T.L.F
Z.S.	32	

Bank Linkage

2023-24 Rs 18,000 Cr

2014-24 1Lakh Crores

Marketing and other livelihood initiatives

ఇందిరాక్రాంతి పథం - కరింనగల  
నూడు సంవత్సరముల ప్రగతి బాట...


# జీవనజ్యోతి జిల్లా సమాఖ్య కరింనగర్

మహిళా సాధికారతే ధ్యేయంగా పేదలక నిర్మూలన






స్వచ్ఛ మహిళలతో ముచ్చటిస్తున్న అమెరి  
స్వచ్ఛులు మరియు ముఖ్యమంత్రి గారు



# Recognitions



# M.G.N.R.E.G.A

- The Mahatma Gandhi National Rural Employment Guarantee Act (MGNREGA) was notified in September 2005. The Act provides guaranteed 100 days of wage employment in a financial year to every rural household whose adult members volunteer to do unskilled manual work at the notified wage rate.
- **Objectives of the Act**
  - i. Providing not less than one hundred days of unskilled manual work as a guaranteed employment in a financial year to every household in rural areas as per demand, resulting in creation of productive assets of prescribed quality and durability.
  - ii. Strengthening the livelihood resource base of the poor.
  - iii. Proactively ensuring social inclusion.

# M.G.N.R.E.G.A

ii. Strengthening Panchayat Raj Institutions.

- **Implementation**

MGNREGS is in implementation in 32 rural districts in Telangana (excluding Hyderabad) covering 540 rural mandals and 12751 rural Gram Panchayats of the State. 53.06 lakh jobcards issued to 1.04 crore individuals

- **Funding Pattern**

The Central Government shall pay 100% of the wage payments, 75% of the material payment and 6% Administrative expenditure.

The State Government shall pay 25% of the material payments, Unemployment allowance and State Council expenditure.

# Year-wise Achievements under MGNREGS

Year	No. of Job Cards Issued	No. of Individuals in Job Cards	Person-Days Generated (Crores)	Expenditure (Rs. in Crore)			Expenditure (Rs. Crore)
				Wage	Material	Admin	
2014-15	1,13,217	2,21,795	10.57	1,212.3	642.7	183.2	2,038.2
2015-16	1,75,013	3,10,983	13.71	1,779.6	449.2	164.2	2,393.0
2016-17	1,21,775	1,90,295	10.68	1,422.7	981.9	221.3	2,625.9
2017-18	1,53,140	2,99,836	11.46	1,592.5	1,055.1	282.0	2,929.6
2018-19	1,21,589	2,58,183	11.72	1,706.3	1,043.2	278.8	3,028.3
2019-20	1,11,657	2,08,219	10.71	1,637.8	836.9	258.5	2,733.2
2020-21	3,41,292	7,28,446	15.79	2,606.0	1,732.1	205.4	4,543.5
2021-22	1,40,123	2,91,783	14.75	2,572.0	1,911.0	188.0	4,6710.0
2022-23	67,988	1,80,792	12.19	2,032.6	1,175.3	235.2	3,443.1
2023-24	1,06,481	2,68,109	12.09	2,178.2	1,658.6	266.1	4,075.7
Total	14,52,275	29,58,441	123.67	18,740.0	11,486.0	2,282.7	32.481.5

Source: Panchayat Raj & Rural Development Department, Government of Telangana

# Swacch Bharat Mission

- Started on Oct 2<sup>nd</sup> 2014 with a aim to establish clean india by 2019
- Elimination of open defecation across the country by constructing IHHLs
- BLS survey 2012survey, 1023912HH having IHHL
- 3162908 IHHL were constructed after 2014
- Solid waste management-segregation cum compost shed were wstablished in 12769 G.PS
- Liquid waste management -1154000 soak pits .49515 community pits
- Tractor and trolly were supplied to all G.Ps
- ODF plus Aspiring villages 868
- ODF plus rising villages 3
- ODF plus Model villages 11898



# Vana Mahostavam

- Previously Telanganaku Harith haram was a flag ship program for afforestation ,launched in 2015 to cover 33% forest coverage
- 2022-23 –target 1958 lakh achievement 2293 lakh
- 2023-34- Target1929 lakh achievement 1807lakh
- 2024-25- Target 2002 lakh
- In Telangana every G.P has nursery for plantation
- In urban areas also,109 urban parks are there for lung space and recreation

# Food Security

- National Food Security Act implemented since 1-10-2015
- Total no. of Fair price shops 17235
- Rice per person 6 Kgs no cap per family at Rs.1/- per kg
- Anthyodaya Annayojana Card 35kgs at Rs. 1/- per Kg
- AAY Card 10 kgs rice free of cost.

# Food Security Cards

Si. No.	Type	No. of Cards	No. of Beneficiaries
1	Food security cards	84,28,642	2,65,71,886
2	Anthyodaya Food Security Cards (AFSC)	5,62,996	15,93,078
3	Annapurna Cards (AAP)	5,417	5,645
	Total Cards	89,97,055	2,81,70,609

Source: Civil Supplies Corporation Ltd.

### **CHEYUTHA SCHEME - Category wise No. of Pensions**

<b>Sno.</b>	<b>Pension Category</b>	<b>Pension per month per head (in Rs.)</b>	<b>No. of Pensions</b>
1	Old Age Pensions	2016	1536102
2	Widow	2016	1531429
3	Disabled	4016	494146
4	Toddy Tappers	2016	63232
5	Weavers	2016	35975
6	HIV	2016	34894
7	Filaria	2016	17767
8	Dialysis	2016	4158
9	Financial Assistance to Beedi Workers	2016	422829
10	Financial Assistance to Single Women	2016	140902
11	Financial Assistance to Beedi Thekadars	2016	3838
<b>Total Pensions</b>			<b>4285272</b>

# Cheyutha-eligibility

Sn	Pension Category	Eligibility Criteria
1	Old Age	57 yrs and above, only one member preferably women per family shall be eligible.
2	Widow	18 yrs and above
3	Disabled	No age criteria, having degree of disability 40% & above and in case of hearing impaired it should be 51%. & above
4	Toddy Tappers	50 yrs and above, registered member in the Coop. Society of Toddy Tappers
5	Weavers	50 yrs and above, , registered member in the Coop. Society of Weavers Society
6	HIV Patients	No age criteria, undergoing Anti Retro viral Treatment (ART).
7	Filaria Patients	Filaria effected persons with Grade-II & Grade-III
8	Dialysis Patients	No age criteria, Undergoing Dialysis Treatment
9	FA to Beedi Workers	18 - 50 years with EPF enrollment
10	FA to Single Women	i) Married Women :
		18 years & above (who has been separated from her husband).
		ii) Un Married Women :
		30 years & above in Rural areas and 35 years & above in Urban areas.
11	FA to Beedi Thekadars	18 years and above, Registered Licensed Beedi Thekadars

- Eligibility in a family  
Old Age /Toddy Tappers/Weavers/ Dialysis/ART/Filaria/FA to Beedi Thekadar One Pension per family  
Widow, Disabled and Beedi Workers More than one any number of pensions per family can be sanctioned.

#### Socio-economic Criteria (exclusion)

The households whose annual income is less than Rs.1.50 lakhs in rural areas and Rs.2.00 lakhs in Urban areas are eligible provided they are not in the following exclusion list :

- (i) Having land more than 3.0 acres wet / irrigated dry or 7.5 acres dry.
- (ii) Having children who are Government / Public sector / Private sector employment / Out-sourced / Contract employees.
- (iii) Having children who are doctors, contractors, Professional and self employed.
- (iv) Having large business enterprises (oil mills, rice mills, petrol pumps, rig owners, shop owners etc.)
- (v) Persons already receiving any pensions either from State or Central Government.
- (vi) Owners of light and/or heavy automobiles (four wheelers and heavy vehicles).
- (vii) Any other criteria in which the verification office may assess by the manner of life style, occupation and possession of assets rendering the household as ineligible.

-

# Village Visit – Schemes to Verify

1. Loan Waiver - Received or not, interaction with farmers
2. Swaccha Bharat Mission - of free village or not, IHHL are there or not
3. Free Bus Experience
4. Gruha Jyothi Scheme
5. Subsidized L.P.G cylinders receiving or not
- 6) **Kalyana Lakshmi/Shaadi Mubarak**
  - i. Check in the village whether all eligible girls are getting or not.
- 7) **Self Help Groups (women)**
  - i. Please attend one S.H.G. Meeting/ V.O. meeting
  - ii. Observe their bank linkage and utilisation of the loan amount their social and economic activities
  - iii. Whether any procurement centres in the village paddy or maize

Visit it

## 8) **M.G.N.R.E.G.A.:**

- i. Whether 100 days wage employment is provided or not
- ii. What are the facilities at the work site.
- iii. In how many days wages are paid.
- iv. All job seekers are given job cards or not,

## 9) **Food Security:**

- i. FP Shops are kept open as per the time schedule.
- ii. whether they are distributing commodities as per the rates and quantities fixed by the government.
- iii. Stock board and price list is displayed or not.
- iv. All eligible people are given ration cards or not



## **10) Social security pensions –**

eligible BC, SC, ST, Destitute women & Beedi Labourers and Differently abled people are getting or not

**11)** Visit school and observe attendance of teachers, Students out of school children, scholastic achievements, Midday meals etc

**12)** visit Anganwadi and primary health centers

Note: this is only indicative not exhaustive.

# Q&A

VILLAGE LIFE

SIMPLE LIFE

BIG HEART

THANKS